

onco  
invent



# Results of the 3<sup>rd</sup> Quarter 2020



Jan A. Alfheim  
CEO

# Agenda

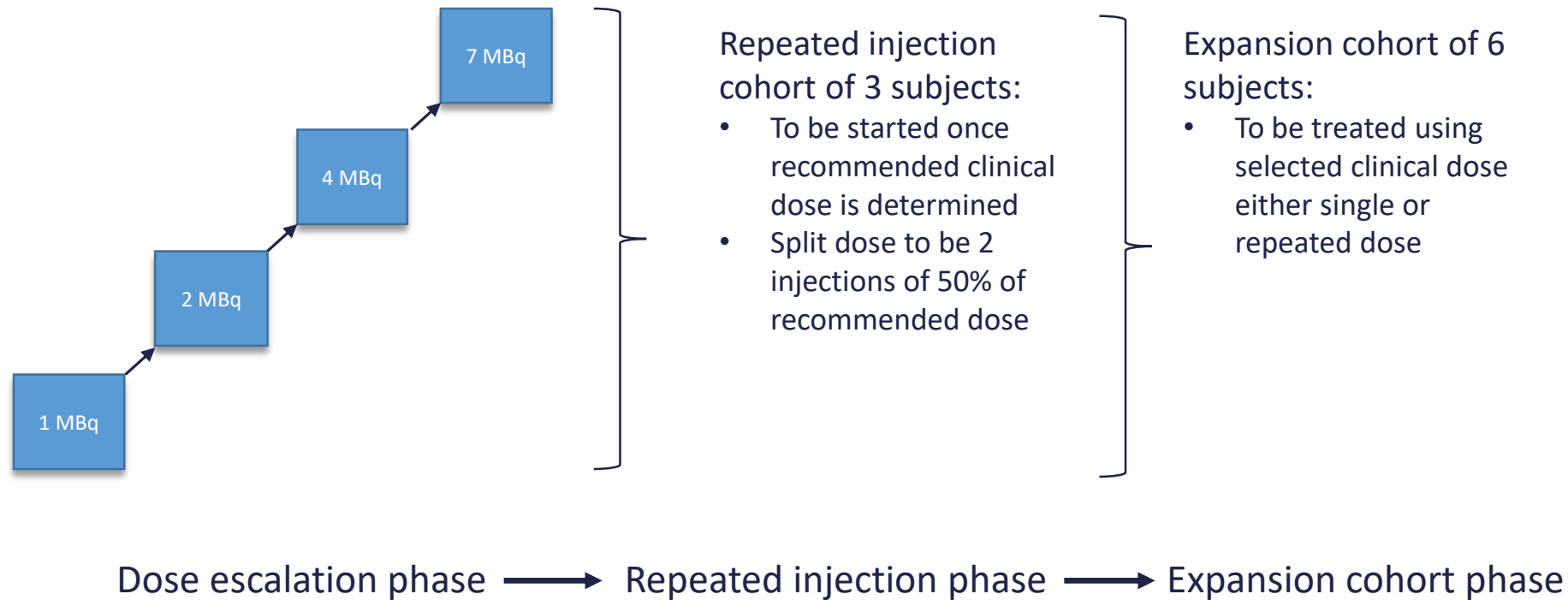
1. Welcome to the 3<sup>rd</sup> Quarter 2020 presentation
2. Results from the 3<sup>rd</sup> Quarter
3. Financials
4. Q&A



# Results from the 3<sup>rd</sup> Quarter



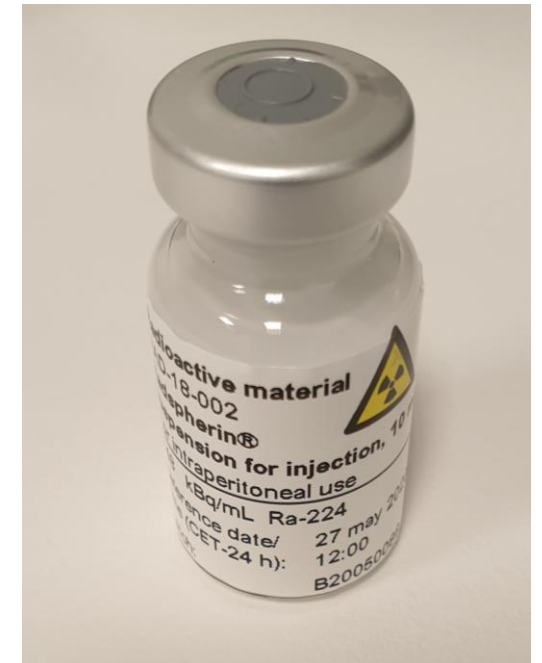
# Radspherin<sup>®</sup> First-In-Man study design



## Radspherin<sup>®</sup> clinical trial status update

RAD-18-002 (colorectal cancer)

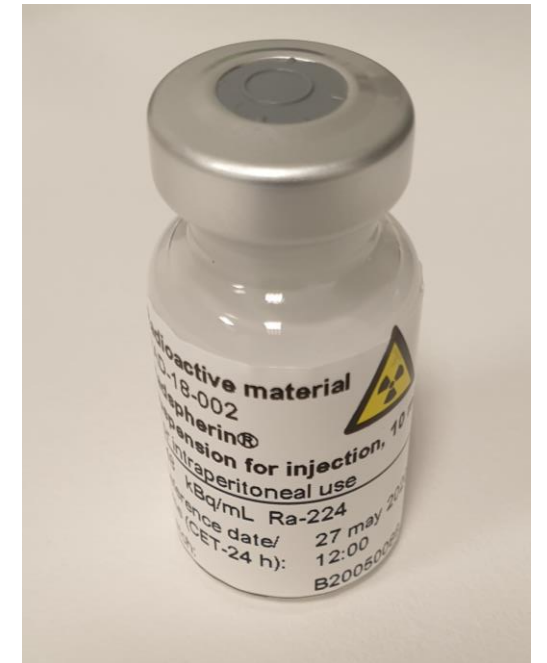
- 4<sup>th</sup> of September RAD-18-002 study advances to second dose level
- Recruitment continues to go well & second dose level is now complete
- Clinical site in Sweden will start up in Q4
- Dose escalation phase is estimated to be complete in Q1 2021



## Radspherin<sup>®</sup> clinical trial status update

RAD-18-001 (ovarian cancer)

- Last week of September a second clinical site opened in Leuven Belgium
- Recruitment is picking up & second patient has been treated
- 1 dose cohort will be completed in the coming weeks



## Clinical experience so far

- 9 patients successfully treated
- No adverse events related to Radspherin treatment have been reported to date
- Imaging data from all 9 patients indicates that the administration of Radspherin has been successful and that administration procedures and equipment work as intended





# Financials



# Q3-2020 Financial figures

KEY FIGURES AMOUNTS IN NOK	3rd QUARTER		YTD		FULL YEAR
	2020	2019	2020	2019	2019
<b>TOTAL REVENUES AND OTHER INCOME</b>	<b>1 636 166</b>	<b>1 617 603</b>	<b>4 656 832</b>	<b>3 187 333</b>	<b>11 411 529</b>
Payroll and related expenses	8 018 738	5 994 221	20 837 658	16 691 176	23 883 378
Other operating expenses	6 416 934	4 367 638	22 403 788	16 133 211	26 964 978
<b>TOTAL OPERATING EXPENSES</b>	<b>14 435 671</b>	<b>10 361 859</b>	<b>43 241 446</b>	<b>32 824 387</b>	<b>50 848 356</b>
<b>EBITDA</b>	<b>- 12 799 505</b>	<b>- 8 744 256</b>	<b>- 38 584 614</b>	<b>- 29 637 054</b>	<b>- 39 436 827</b>
Depreciation and amortization	1 091 326	1 091 642	3 589 361	3 269 164	4 434 609
<b>EBIT</b>	<b>- 13 890 831</b>	<b>- 9 835 898</b>	<b>- 42 173 975</b>	<b>- 32 906 218</b>	<b>- 43 871 436</b>
Finance cost and other income	109 373	52 327	152 739	68 536	1 672 053
<b>NET PROFIT(LOSS) FOR THE PERIOD</b>	<b>- 13 781 458</b>	<b>- 9 888 225</b>	<b>- 42 021 236</b>	<b>- 32 974 754</b>	<b>- 42 199 383</b>
Net Proceeds from equity issue	336	-	49 525 224	125 000	125 000
Cash and cash equivalents, end of period	124 732 425	125 562 444	124 732 425	125 562 444	118 337 860
Total number of shares, beginning of period	14 306 904	13 190 411	13 190 411	13 187 181	13 190 411
Total number of shares, end of period	14 310 264	13 190 411	14 310 264	13 190 411	13 190 411



Q & A



onco  
invent